

**Sri Lanka Administrative Service Association
Revenue and Expenditure Statement for the Period
from 01.01.2019 to 31.12.2019**

	Schedule	01-01-2019 to 31-12-2019
<u>Revenue</u>		Rs.
Member Fees (455500+9700)		465,200.00
BOC Loan Admin. Charges		20,500.00
Sales of Tiepin		381,000.00
Interest on Investments	1	501,413.35
SASA House Revenue - Surplus	2	105,292.00
		1,473,405.35
AGM & 36th Annivesary income & expenditure	3	33,908.20
Sarasa Musical Programme	4	4,288,747.50
Total Revenue		5,796,061.05
<u>Expenditure</u>		
Secretarial & Administration Expenses	5	1,979,797.00
Depreciations	6	32,949.34
Bank Charges		2,900.00
Gee Abiman (80000+32550)		112,550.00
Workshop Expenses	7	586,623.40
Stock cut off		579,700.00
Total Expenditure		3,294,519.74
Expenditure over Revenue - Surplus		<u>2,501,541.31</u>


Prepared by


K.P. Yogachandra
Treasurer

Sri Lanka Administrative Service Association
23 C, Summit Flats, Keppetipola Mawatha, Colombo 05.

Date : 01.03. 2020

Audited by



P.R. Samaraweera
General Manager /Finance Manager
(Retired)
Ceylon Fertilized Co. Ltd
Ministry of Agriculture

Date : .05. 2020

PRIYANTHA SAMARAWERA
FINANCE MANAGER
CEYLON FERTILIZER CO. LTD
(MINISTRY OF AGRICULTURE)

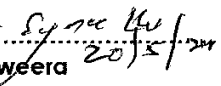
Sri Lanka Administrative Service Association
Members' Fund Account (Balance Sheet) as at 31.12.2019

	Schedule	<u>01-01-2019 to</u> <u>31-12-2019</u> Rs.
Balance of Members Fund as at 01.01.2019		9,122,737.73
Add: Revenue over expenditure (Surplus)		2,501,541.31
Net Members' Fund as at 31.12.2019		<u>11,624,279.04</u>
Total Members' Fund as at 31.12.2019		<u>11,624,279.04</u>
 <u>Assets</u>		
Fixed Assets	6	329,493.40
Less: Depreciations		-32,949.34
		296,544.06
 Investments	 8	 10,054,166.37
SASA Web		20,000.00
 <u>Current Assets</u>		
Stock- SASA Ties, Tie Pins & Brooches		481,500.00
Deposits and Advances		
CMC		100,000.00
Cash and Bank Balance	9	672,068.61
		<u>11,624,279.04</u>

Prepared by 
K.P. Yogachandra
Treasurer, Sri Lanka Administrative Service Association
23 C, Summit Flats, Keppetipola Mawatha, Colombo 05.
Date : 2020/03/01

Auditors Opinion

The Revenue and Expenditure Statement for the period from 01/01/2019 to 31/12/2019 and the Members' Fund Account (Balance Sheet) as at 31 /12 /2019 are shown the true and fair view of the financial transactions and financial status of the Association.

Audited By 
P.R. Samaraweera
General Manager /Finance Manager (Retired)
Ceylon Fertilized Co. Ltd
Ministry of Agriculture

PRIYANTHA SAMARAWEEERA
FINANCE MANAGER
CEYLON FERTILIZED CO. LTD
(MINISTRY OF AGRICULTURE)

Schedule 1

	Rs.
Interest on Investment	
1. NSB - FD -2/2002/21/56300	49,875.00
2. NSB - FD -2/0001/16/09602	74,354.05
3. BOC - FD -00000/2356999	87,169.43
4. BOC - FD - 73317048	100,092.38
5. NSB - Savings A/C - 001/201/70015906	-
6. BOC -SAVING - 2332992	744.66
7. BOC - FD -000074841328	159,631.27
8. BOC - Saving A/C - 73909971	8,181.30
9. BOC Saving A/C (SLAS Welfare fund)- 84025956	21,365.26
	<u>501,413.35</u>

Schedule 2

	Rs.	Rs.
SASA House (23 C & D) Receipts and Payments		
Receipts - Accommodation Charges		300,000.00
Less: Previous year Accomadation charges Received		<u>-14,000.00</u>
Total Receipts		<u>286,000.00</u>
Expenditure - 1. Electricity		55,000.00
2. Water		33,000.00
3. Cleaning		41,000.00
4. Cleaning Other		4,158.00
5. Other Expenses & Items		1,950.00
6. Rent paid to Public Administrat		24,225.00
7. Repair & Maintanance		16,340.00
8. Electricity Other		5,035.00
		<u>180,708.00</u>
Total Expenses		<u>180,708.00</u>
SASA House Revenue -Surplus		<u>105,292.00</u>

Schedule 3

36th AGM Income and Expenditure

<u>Income</u>	Rs.	Rs.
Advertisements and Sponsorships	5,174,975.00	
Less: Previous year Advertisement Income received	<u>(100,000.00)</u>	5,074,975.00
Nelumpokuna advance refund AGM		291,000.00
Total Income		<u>5,365,975.00</u>
<u>Expenditure</u>		
Nelum Pokuna - 1165000+210000		1,375,000.00
Food & Refreshment (Dushan Caters & Athula Caters)		2,018,500.00
Dinner Expenses		65,000.00
Printing Invitation, seniors & others		333,755.80
Background ,Light & Other Creation		176,000.00
Flag Holder Expenses		385,000.00
Salusala Expenses		37,040.00
Final Report Printing Charges		64,998.00
Staff ID		7,000.00
Paper Advertisement		78,833.00
Election Expenses		50,000.00
Bake house for Refreshment		33,125.00
Event manager		20,000.00
Civil Defence		50,000.00
Tie Purchase Expenses	862,500.00	
Stock Adjustment	<u>(481,500.00)</u>	381,000.00
Trilang link sound Expenses		87,000.00
Labour charges & Others		8,000.00
Postal & other Charges		86,845.00
secretary Charges		50,000.00
Translate Charges		8,585.00
Photography charges		5,000.00
Other Expenses		11,385.00
Total Expenditure		<u>5,332,066.80</u>
SASA 35th AGM Income (Deficit)		<u>33,908.20</u>

Schedule 4

SARASA

Income - Cash	2,744,380.00	
Income - Cheque	2,769,257.50	
Advertisement Income	<u>1,160,000.00</u>	6,673,637.50

Expenditure

Sarasa Expenses	980,000.00	
Nelumpokuna Theatear	780,000.00	
Adnace for Mr.Upali	50,000.00	
Donation for Geetha Nirmana Kendraya	30,000.00	
Gettogether	85,000.00	
Paper Advertisement Expenses	50,140.00	
Advertisement Expenses	35,000.00	
Printing Expenses	274,750.00	(2,284,890.00)
		<u>4,388,747.50</u>
Less:Previous year Advance		<u>(100,000.00)</u>
Sarasa programme Net Excess		<u><u>4,288,747.50</u></u>

Note

Cash Deposite	2,744,380.00	
Cheque Deposite	9,104,232.50	
	<u>11,848,612.50</u>	

36 th AGM Income	5,174,975.00	
SARASA Musical Programme	6,673,637.50	
	<u>11,848,612.50</u>	

Schedule 5

Secretarial and Administration Expenses

	Rs.
Telephone Charges	79,600.00
Internet Expenses	85,000.00
Stationeries and Post charges	32,223.00
Secretarial Charges	337,000.00
Banner & Notice Expenses	1,980.00
Funeral Expenses	109,850.00
Legal Charges	939,825.00
Letter Head Printing (Government Press)	66,125.00
Refreshment Expenses	57,645.50
SASA WEB Expenses	25,000.00
Printing Proposal	46,793.00
Membership list Prepair expense	12,000.00
Transport & Traveling Expenses	82,800.00
Translate Expenses 9700+27307.50	37,007.50
News Letters Expenses	42,115.00
Fax Maintains and Repair	12,508.00
Land Cleaning Expenses	6,720.00
Other Expenses	5,605.00
	<u><u>1,979,797.00</u></u>

Schedule 6

Fixed Assets and Depreciation

	Value as at 01.01.2019	New Purchases	Disposal of the Period (*)	Depreciation for the Period (*)	Net Value 31.12.2019
	Rs.	Rs.	Rs.	Rs.	Rs.
Furniture and Ho	133,813.53	0.00	0.00	13,381.35	120,432.18
Office Equipmen	42,144.42	0.00	0.00	4,214.44	37,929.98
Lap Top	0	106,900.00	0.00	10,690.00	96,210.00
Printing Machine	0	39,100.00	0.00	3,910.00	35,190.00
Television	7,535.45	0.00	0.00	753.55	6,781.91
	<u>183,493.40</u>	<u>146,000.00</u>	<u>0.00</u>	<u>32,949.34</u>	<u>296,544.06</u>

(* 10% Depreciation for the purchased and disposal items within the year)

Schedule 7

Workshop Expenses

2019/6/21 Media	23,134.00
2019/7/16 Special Meeting	6,800.00
2019/9/2 Meeting	7,080.00
2019/9/5 Special Meeting	33,908.40
2019/9/7 Light House	57,075.00
2019/9/9 Media Confarance	62,500.00
2019/09/10 Provision for the New town hall	21,700.00
2019/9/11 Union action	214,930.00
2019/9/18 Media Confarance	37,500.00
2019/9/25 Special Annual general meeting	67,116.00

Workshop relevant Expenses

Monthly refreshment Expenses	21,440.00	
Stationary and Other	9,240.00	
Banner Printing	6,000.00	
Travelling	18,200.00	586,623.40
		<u>586,623.40</u>

Schedule 8

Investments

	31.12.2019	31.12.2018
1. NSB - FD -2/2002/21/56300	500,000.00	500,000.00
2. NSB - FD -2/0001/16/09602	819,758.35	745,404.30
3. BOC - FD -00000/2356999	921,326.69	834,157.26
4. BOC - FD - 73317048	1,141,400.87	1,041,308.49
5. NSB - Savings A/C - 001/201/70015906	15,284.86	15,284.86
6. BOC -SAVING - 2332992	88,646.93	87,902.27
10. BOC Savings-073909971 (SASA Together Fund)	219,760.42	211,579.12
11. BOC - FD -000074841328 (SASA Together Fund)	1,821,622.99	1,661,991.72
12. BOC Saving A/C (SLAS Welfare fund)- 84025956	26,365.26	-
13. BOC - FD -84382173 (31/5/2019)	2,500,000.00	-
14. BOC - FD -84683156 (2/8/2019)	1,000,000.00	-
15. BOC - FD -84683114 (2/8/2019)	1,000,000.00	-
	<u>10,054,166.37</u>	<u>5,097,628.02</u>

Schedule 9

cash Balance	704,494.01	
Petty Cash Balance	(32,425.40)	672,068.61
		<u>672,068.61</u>